


Digital Reader App

- ◇ The Digital Reader App is called BryteWave.
- ◇ It is available for iOS, Android devices with access to Google Play, Nook HD and HD+, Kindle Fire HD and HDX, and Windows/Mac.
- ◇ The app may be downloaded from the App store, Google Play, or the Amazon App store.
- ◇ Once you have installed the BryteWave app, you will need to log-in using your user name and password from Destiny.
- ◇ Our school code is wbb42138.
- ◇ Tap My Library to go the Follett Shelf.



FollettShelf E-Books Guide

<http://wbb42138.folletshelf.com>



Reading Online

Accessing FollettShelf:

- ◇ Go to <http://newkent.follettdestiny.com>.
- ◇ Log into Destiny.
- ◇ Click on the Catalog tab at the top.
- ◇ In the left column, click on FollettShelf.

Browsing for a Book:

- ◇ Once you've opened FollettShelf, you can view the books by Cover or by List.
- ◇ The List View shows the cover, a synopsis of the book, and if the book is available.
- ◇ The Cover View allows users to check out a book by dragging it to the Checkout icon at the bottom of the page.

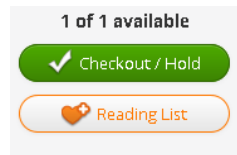
Reading Lists:

- ◇ As you are browsing, you may add a book to your Reading List by clicking on the button to the right of the title.
- ◇ To see your Reading List go to the Book bag icon at the upper right of your screen

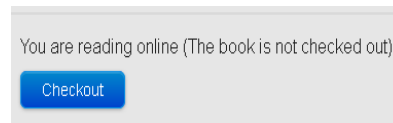
Checking Out eBooks:

There are several ways to check out a e-book.

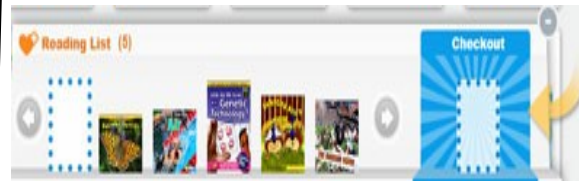
If you are using the List view, click on the green Checkout button on the right.



If you Open the book, an information box will ask you if you want to check out.



Using the Cover view, you may drag the book to the checkout icon at the bottom of the page.



FollettShelf Guidelines

- ◇ You can check out one e-book at a time.
- ◇ E-books are checked out for two weeks.
- ◇ Please return your e-book as soon as you are finished reading it.

